

Redg, Office :
B/10, Madhavpura Market,
Nr. Police Commissioner Office,
Shahibaug Road,
Ahmedabad-380 004.

Phone : 91-79-40097020
Mobile : 91-98985 79959
91-9824616780
E-mail : tirupati_finlease@yahoo.com
tirupati.finlease@gmail.com

FIN-LEASE LTD.

Annexure-1

Ref. No. :

Audited financial results by company

(Rs. in Lakhs)

Date :

Statement of Standalone Unaudited Results for the Quarter Ended 31/12/2014						
Particulars	(31/12/2014)	(30/09/2014)	(31/12/2013)	(31/12/2014)	(31/12/2013)	31/03/2014
	3 Months Ended	3 Months Ended	3 Months Ended	Yearly	Yearly	Yearly
				Current	Previous	Previous
				Period ended	Year ended	Year ended
	(Unaudited)	(Unaudited)	(Unaudited)	(Unaudited)	(Unaudited)	(Audited)
(Refer Notes Below)						
1 Income from operations						
(a) Net sales/income from operations	7.27	20.91	24.26	61.94	32.23	34.04
(Net of excise duty)						
(b) Other operating income	0.65	0.64	1.39	1.48	2.34	4.03
Total income from operations (net)	7.92	21.55	25.65	63.42	34.57	38.07
2 Expenses						
(a) Cost of materials consumed	6.37	20.70	23.99	60.48	31.97	33.96
(b) Purchase of stock-in-trade	0.00	0.00	0.00	0.00	0.00	0.00
⊖ Changes in inventories of finished goods, work-in-progress and stock-in-trade	0.00	0.00	0.00	0.00	0.00	0.00
(d) Employee benefits expense	0.00	0.00	0.00	0.00	0.00	0.00
(e) Depreciation and amortisation expense	0.05	0.04	0.05	0.14	0.14	0.19
(f) Other expenses (Any item exceeding 10% of the total expenses relating to continuing operations to be shown separately)	0.00	0.00	0.00	0.00	0.00	0.00
Total expenses	6.42	20.74	24.04	60.62	32.11	34.15
3 Profit / (Loss) from operations before other income, finance costs and exceptional items (1-2)	1.50	0.81	1.61	2.80	2.46	3.92
4 Other income	0.00	0.00	0.00	0.00	0.00	0.00
5 Profit / (Loss) from ordinary activities before finance costs and exceptional items (3 + 4)	1.50	0.81	1.61	2.80	2.46	3.92
6 Finance costs	0.00	0.00	0.00	0.00	0.00	0.00
7 Profit / (Loss) from ordinary activities after finance costs but before exceptional items (5 + 6)	1.50	0.81	1.61	2.80	2.46	3.92
8 Exceptional items	0.00	0.00	0.00	0.00	0.00	0.00
9 Profit / (Loss) from ordinary activities before tax (7 + 8)	1.50	0.81	1.61	2.80	2.46	3.92
10 Tax expense - Provision for taxation	0.00	0.00	0.00	0.00	0.00	0.00
11 Net Profit / (Loss) from ordinary activities after tax (9 + 10)	1.50	0.81	1.61	2.80	2.46	3.92
12 Extraordinary items	0.00	0.00	0.00	0.00	0.00	0.00
13 Net Profit / (Loss) for the period (11 + 12)	1.50	0.81	1.61	2.80	2.46	3.92
14 Share of profit / (loss) of associates*	0.00	0.00	0.00	0.00	0.00	0.00
15 Minority interest *	0.00	0.00	0.00	0.00	0.00	0.00
16 Net Profit / (Loss) after taxes, minority interest and share of profit / (loss) of associates (13 + 14 + 15) *	1.50	0.81	1.61	2.80	2.46	3.92
17 Paid-up equity share capital (Face Value of the Share shall be indicated)	300.42	300.42	300.42	300.42	300.42	300.42
18 Reserve excluding Revaluation Reserves as per balance sheet of previous accounting year	4.17	4.17	4.17	4.17	0.24	4.17
19.i Earnings per share (before extraordinary items)						
(of Rs.10/- each) (not annualised):						
(a) Basic	0.05	0.03	0.05	0.09	0.08	0.13
(b) Diluted	0.05	0.03	0.05	0.09	0.08	0.13
19.ii Earnings per share (after extraordinary items)						
(of Rs. 10/- each) (not annualised):						
(a) Basic	0.05	0.03	0.05	0.09	0.08	0.13
(b) Diluted	0.05	0.03	0.05	0.09	0.08	0.13

See accompanying note to the financial results



* Applicable in the case of consolidated results.

- Notes: 1. The above results were reviewed by Audit Committee and taken on record by the Board of Directors at its meeting held on 13th February, 2015.
2. The Company has only single Reportable Business Segment in terms of requirements of Accounting Standard 17.
3. During the quarter ended 31st December, 2014, 0 complaint was received and attended.
4. Previous quarter's figures have been re-grouped / re-arranged wherever necessary.

By Order of the Board of Directors

For Tirupati Fin-lease Limited

Place : Ahmedabad
Date : 13/02/2015





PART II

Audited Results for the Quarter Ended 31/12/2014

	Particulars	(31/12/2014)	(30/09/2014)	(31/12/2013)	(31/12/2014)	(31/12/2013)	31/03/2014
		3 Months Ended	3 Months Ended	3 Months Ended	Yearly	Yearly	Yearly
		(Unaudited)	(Unaudited)	(Unaudited)	Current	Previous	Previous
					Period ended	Year ended	Year ended
					(Unaudited)	(Unaudited)	(Audited)
A	PARTICULARS OF SHAREHOLDING						
1	Public shareholding						
	- Number of shares	1353700	1353700	1213700	1353700	1213700	1213700
	- Percentage of shareholding	45.06%	45.06%	40.40%	45.06%	40.40%	40.40%
2	Promoters and Promoter Group Shareholding **						
	a) Pledged/Encumbered						
	- Number of shares	0.00	0.00	0.00	0.00	0.00	0.00
	- Percentage of shares (as a % of the total shareholding of promoter and promoter group)	0.00%	0.00%	0.00%	0.00%	0.00%	0.00%
	- Percentage of shares (as a % of the total share capital of the company)	0.00%	0.00%	0.00%	0.00%	0.00%	0.00%
	b) Non-encumbered						
	- Number of shares	1650500	1650500	1790500	1650500	1790500	1790500
	- Percentage of shares (as a % of the total shareholding of the Promoter and Promoter group)	100.00%	100.00%	100.00%	100.00%	100.00%	100.00%
	- Percentage of shares (as a % of the total share capital of the company)	54.94%	54.94%	59.60%	54.34%	59.60%	59.60%

Particulars	3 months ended (31/12/2014)
B INVESTOR COMPLAINTS	
Pending at the beginning of the quarter	0
Received during the quarter	0
Disposed of during the quarter	0
Remaining unresolved at the end of the quarter	0



2. Annexure-IX of Clause 41

Standalone Statement of Assets and Liabilities			
	Particulars	As at (current year end) (31/03/2014)	As at (previous year end) (31/03/2013)
A	EQUITY AND LIABILITIES		
1	Shareholders' funds		
	(a) Share capital	300.42	300.42
	(b) Reserves and surplus	4.17	0.24
	(c) Money received against share warrants	0.00	0.00
	Sub-total - Shareholders' funds	304.59	300.66
2	Share application money pending allotment	0.00	0.00
3	Minority interest *	0.00	0.00
4	Non-current liabilities		
	(a) Long-term borrowings	5.00	0.00
	(b) Deferred tax liabilities (net)	0.00	0.00
	(c) Other long-term liabilities	0.00	0.00
	(d) Long-term provisions	0.00	0.00
	Sub-total - Non-current liabilities	5.00	0
5	Current liabilities		
	(a) Short-term borrowings	0	0.00
	(b) Trade payables	113.83	124.99
	(c) Other current liabilities	0.00	0.00
	(d) Short-term provisions	20.68	20.68
	Sub-total - Current liabilities	134.51	145.67
	TOTAL - EQUITY AND LIABILITIES	444.10	446.33
B	ASSETS		
1	Non-current assets		
	(a) Fixed assets	0.75	0.94
	(b) Goodwill on consolidation *	0.00	0.00
	(c) Non-current investments	0.00	0.00
	(d) Deferred tax assets (net)	0.00	0.00
	(e) Long-term loans and advances	0.00	0.00
	(f) Other non-current assets	0.00	0.00
	Sub-total - Non-current assets	0.75	0.94
2	Current assets		
	(a) Current investments	166.69	41.69
	(b) Inventories	106.44	81.92
	(c) Trade receivables	0.29	48.41
	(d) Cash and cash equivalents	2.51	19.91
	(e) Short-term loans and advances	162.28	248.31
	(f) Other current assets	5.15	5.15
	Sub-total - Current assets	443.36	445.39
	TOTAL - ASSETS	444.11	446.33

* Applicable in the case of consolidated statement of assets and liabilities.

